

EU | academy

Online Language Support (OLS)

What is OLS? What is the EU Academy?

The *EU Academy* is an open online learning platform of the European Commission. In addition to language tests and language courses, it will offer various learning content and MOOCs (Massive Open Online Course). *Online Language Support (OLS)* is part of the *EU Academy*.

When and in what language does the language test needs to be taken?

In accordance with the rules of the Erasmus+ programme, a language test in the language of mobility before the start of the stay is mandatory if the duration of mobility is 14 days and longer. The exception are persons who have native language proficiency of the mobility language. If you still want to test or learn a language, you can get access to the EU Academy. In this case, please contact your university's International Office.

Can I learn more language(s)? How long can I use the platform?

You can complete any number of tests and courses in all languages offered. Access to the platform remains active for at least three years.

I don't find the language course in my mobility language.

Currently, the platform offers tests in all 24 official EU languages as well as 5 languages of third countries associated with the program and courses in 22 languages. The offer will be constantly expanded and new content will be added by spring 2023.

This guide explains how to register to the platform and how to run a test. How to start a language course is explained on the last page of this document.

Step 1: Go to the website: <https://academy.europa.eu>. Log in or create an [EU login](#) account. Enter your data (name and e-mail) for this purpose.

Create an account

[Help for external users](#)

First name

Last name

E-mail

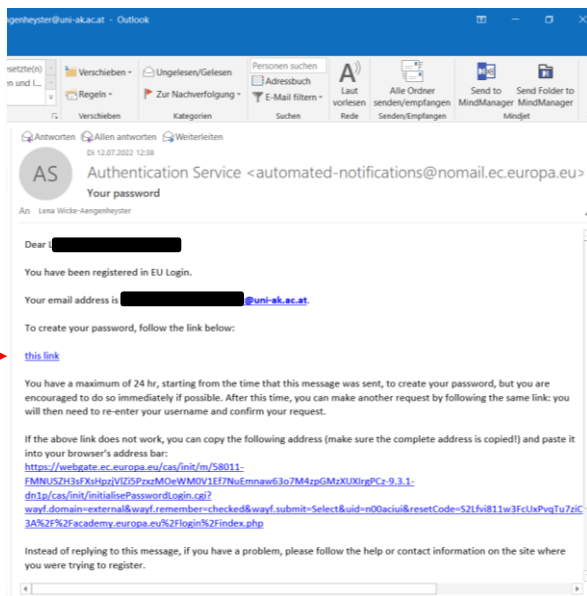
Confirm e-mail

E-mail language

By checking this box, you acknowledge that you have read and understood the [privacy statement](#)

Create an account **Cancel**

You will receive an e-mail to the specified email address. To create the password, click on the link in the email.

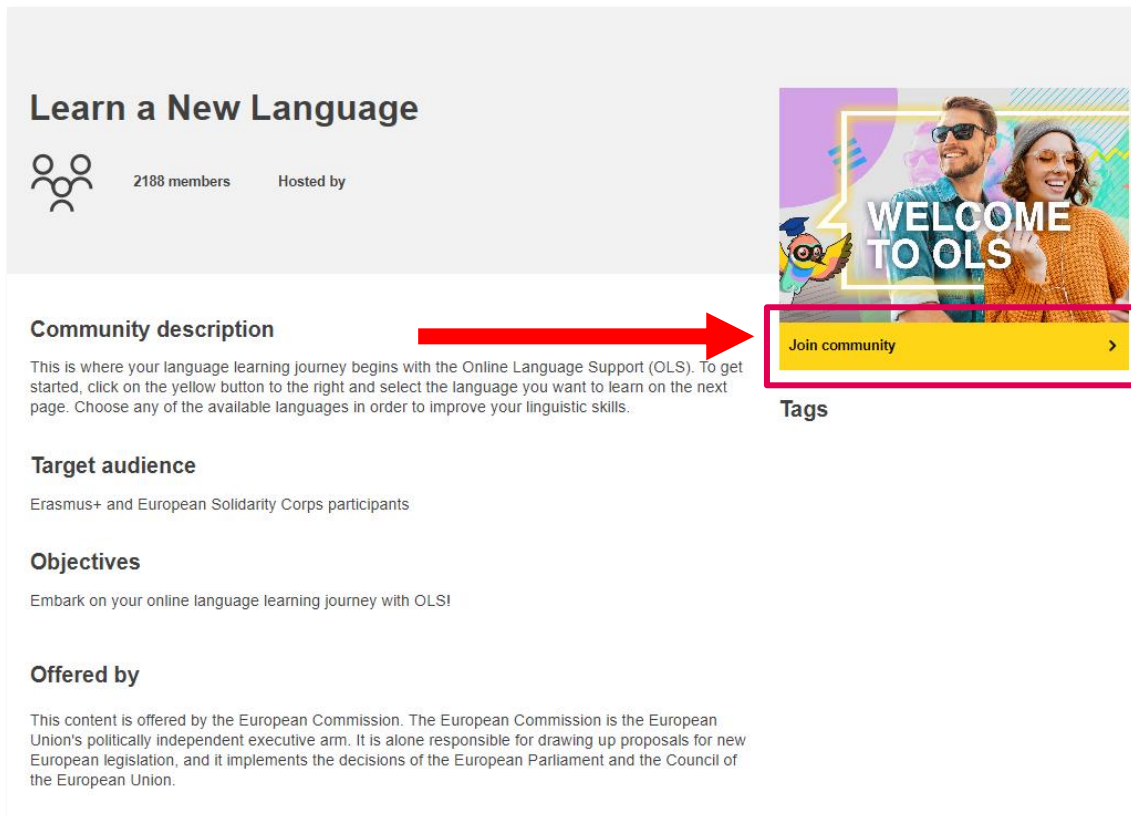


Step 2: You can now log in.

Step 3: The following link leads to the [language offer](#).

Important note: The link takes you to the core part of the platform. If you only use the *Search* function you will not see placement test for the selected language. Therefore, always use the link above to get to the core area.

Step 4: Click on “Join community”



Learn a New Language

2188 members Hosted by

Community description

This is where your language learning journey begins with the Online Language Support (OLS). To get started, click on the yellow button to the right and select the language you want to learn on the next page. Choose any of the available languages in order to improve your linguistic skills.

Join community

Tags

Target audience

Erasmus+ and European Solidarity Corps participants


Objectives

Embark on your online language learning journey with OLS!

Offered by

This content is offered by the European Commission. The European Commission is the European Union's politically independent executive arm. It is alone responsible for drawing up proposals for new European legislation, and it implements the decisions of the European Parliament and the Council of the European Union.


Step 5: Scroll down until the desired language appears (Please note: there are two pages!)



Learn the Basics of 22 Languages with the Online Language Support

186 members Hosted by

Get ready to discover a new language!



WELCOME TO OLS

Congratulations! You took the first step to discovering a new language.

Here, you'll find:

- Videos that will introduce you to the culture and history of the 22 languages!
- Language videos that support you through an immersive real-life situation (and you'll even get some extra help along the way).
- Interactive modules where you can practise listening, reading, vocabulary and grammar in an interactive way.

Don't forget that this page is available in FR, EN, IT, DE, and ES. Just click on the tab in the top right-hand corner and choose any language you want.

And... if you find moving around the platform a little bit difficult, we've got you covered for that too. Click on the "Tutorial" button below.

[Tutorial](#)

Calendar

There are no upcoming events yet.

[Go to calendar >](#)

Interactions

[Announcements >](#)



Spotlight


24 more courses and events listed.

Language

Type

Curriculum


Provider




BG

education & capacity building

Bulgarian Learning Community and Resources







HR

education & capacity building

Croatian Learning Community and Resources







CS

education & capacity building

Czech Learning Community and Resources







DA


education & capacity building

Danish Learning Community and Resources





NL




EN

Step 6: Click on the desired language and click on “Join community” on the next page.

French Learning Community and Resources

487 members Hosted by



[Join community](#)

Community description

Did you know you can use this platform to get in touch with other Erasmus+ and European Solidarity Corps international mobility participants? That's right... Connect and share your language learning and cultural experiences with your peers with your language community right here! Our community managers are also on the forum to help you succeed. You can:


- ask questions you have about the language
- practise your new skills with other learners
- discover cultural experiences and places to go
- share films, music, TV series and more

Tags

Step 7: On the next page scroll down and click on “[Language] Placement Test” under *Spotlight*. The courses and exercises are under the test (see last page).

Note: If you see here Language Course 0, then you have not used the link (see Step 3).

Spotlight



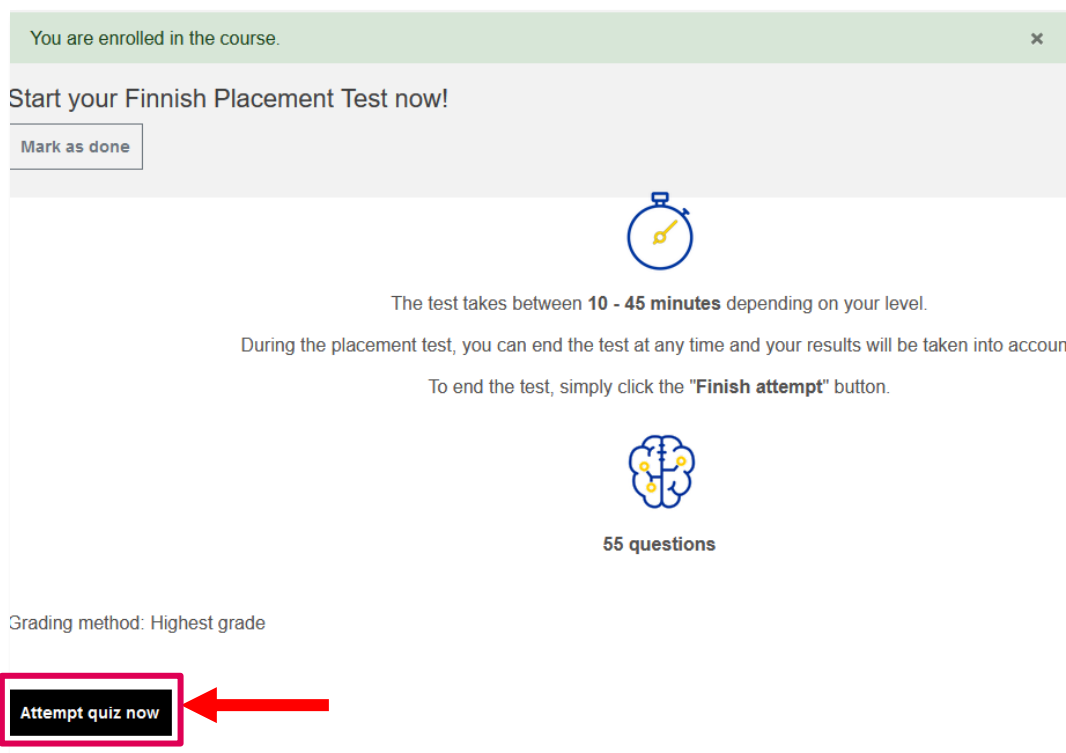
education & capacity building

[\[Language\] Placement Test](#)
★★★★★ (0)

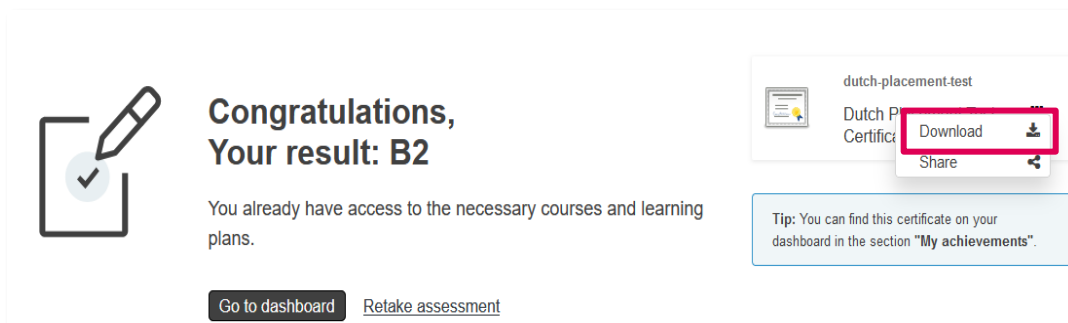
8 more courses and events listed.

Language Type Curriculum Provider

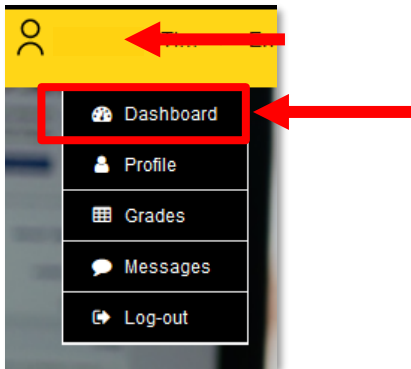
Step 8: Click on “Enrol” and start the test on the next page:



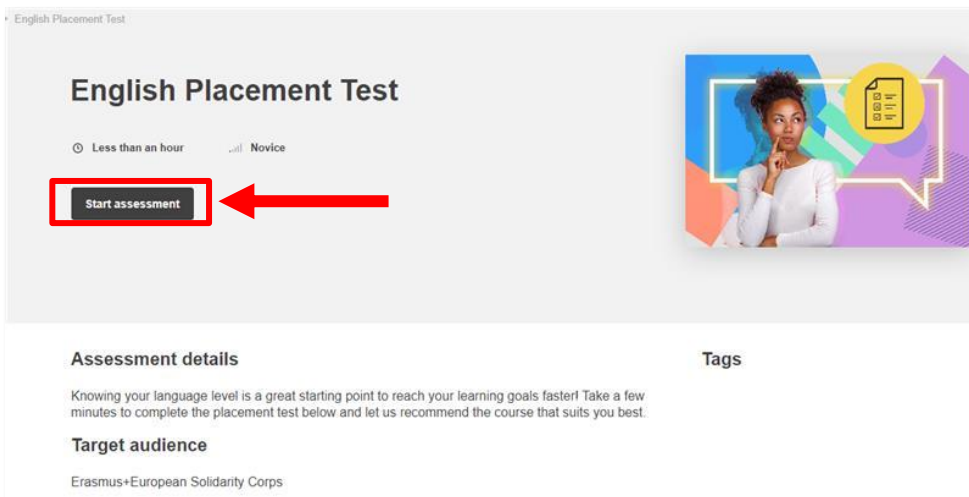
Step 9: After finishing the review the result is displayed at the next page. You can download a certificate as a PDF by clicking on the dots next to the certificate icon.



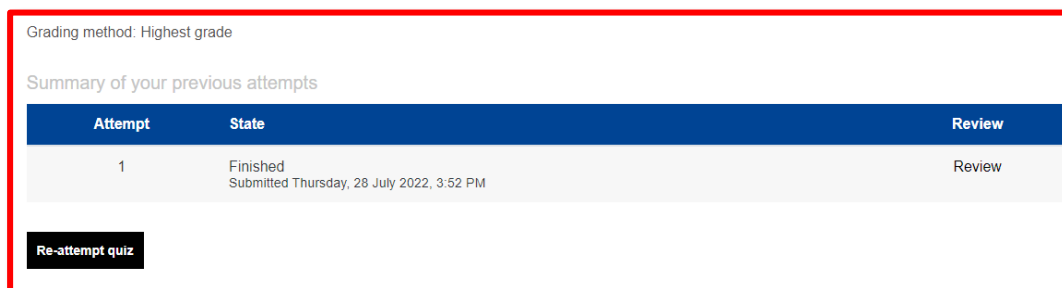
Step 10: Later, you can retrieve the result by clicking on your profile and selecting “Dashboard”.



❖ Under “Assessments” click on “Resume” or the language, and on the next page, click “Start Assessment”.



❖ On the next page shows “Finished”. You can see the detailed results by clicking on “Review” and then “Finish review”. You can also start a new attempt at any time. The number of attempts is not limited.




Start a language course: If you want to start a language course, select the language as described above (up to step 7). The courses offered are under the *Placement Test*. By clicking

on “Curriculum”, you can limit the offer and search for exercises by level (A1-C2) or topic (work, vocabulary, etc.).

75 results are found

Language Type **Curriculum** Provider


- Vocabulary
- Language learning Vantage or upper intermediate (B2)
- Language learning: Operational proficiency or advanced (C1)
- Language learning: Mastery or proficiency (C2)
- Video
- Services (VET)
- Construction/Engineering (VET)



education & capacity building

I'm an Environmental Advisor


★★★★★ 5 (1)




education & capacity building

I'm a Tour Guide

★★★★★ 3 (1)





education & capacity building

I'm an Electrician

★★★★★ 0 (0)

